

Dear VigiFlow user,

VigiFlow is updated with some new features!

1. The PDF-output of the ICSR is now available in two formats:
 - a. The existing PDF is renamed to **Unmasked PDF** and is still marked with **Internal use only**
 - b. **Masked PDF** has been added as a new option, marked with **Masked**. It creates a PDF for external use with sensitive data replaced with 'MSK' instead of the original value. The following fields are masked:

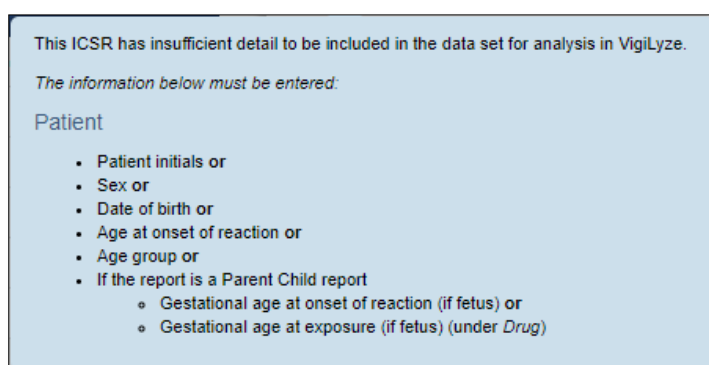
Patient information:

 - Patient initials
 - Parent initials (if parent-child case)
 - Specialist record number/GP medical record number/Hospital record number/Investigation number

Initial reporter information:

 - All information is masked except *reporter qualification and country of reporter*
2. When a PDF is created from a deleted report you can now read the **Reason for deletion of ICSR** in the PDF.
3. A change is made to the minimum requirements needed for an identifiable patient, where the information about **Test date together with Test result** has been removed.

From this release the minimum requirements for patient identification are:



4. You can now capture the following information in VigiFlow (*new fields/checkboxes*):
 - a. Report information: **Source** for 'Other report id'
When an 'Other report id' is added you need to also specify the source that assigned the id to the report.

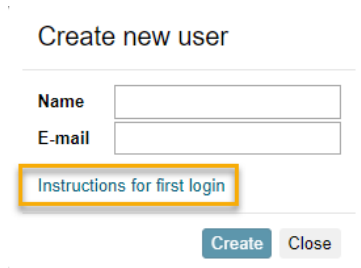
- b. Report information: **Does this case fulfil the local criteria for an expedited report?**
Yes or No can be selected.
 - c. Report information: **Additional documents**
Any relevant documents you have for an ICSR can be described here, in free text.
 - d. Case narrative and other information: **Concomitant therapies** (checkbox)
Used to indicate that there were concomitant therapies at the time of the reaction. The concomitant therapies should be described in the 'Case Narrative'.
 - e. Reaction: **Language of reaction / event as reported by initial reporter**
Undetermined is shown as the default language. Another default language (country language) can be set by the UMC upon request.
 - f. Tests and procedures: **Test result (code)**
This field has 4 fixed values: *Positive*, *Negative*, *Borderline* and *Inconclusive*
 - g. Medical and past drug history: **Family history** (checkbox)
Used to indicate that the reported medical history is also present in another family member (e.g. hereditary diseases).
5. Additions and updates have been done to the **French translations** of the interface.
6. New warnings are added in the following circumstances:
- a. When **Country of reporter** is not selected for the Initial reporter marked as **Primary**
 - b. When **Test date** exists but no **Test name** (neither coded nor free text) is populated and the other way around.
 - c. Other report ID source (see section 4a)

For VigiFlow countries using the xml-import functionality:

1. When importing ICSRs this information is also shown in the interface if it was present in the imported xml:
 - a. Translated reaction / event as reported by initial reporter
 - b. Imported 'additional documents' (free text description)
 - c. Authorization/application number
 - d. 'This investigational product is blinded'

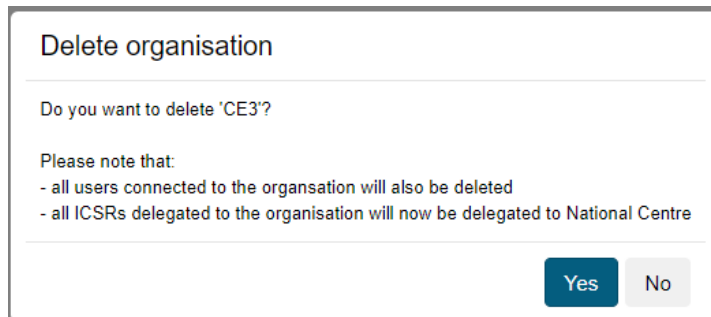
For VigiFlow administrators:

1. A link to **'Instructions for first login'** has been added when creating a new user to facilitate communications with the new users



The screenshot shows a 'Create new user' form with two input fields: 'Name' and 'E-mail'. Below these fields is a link labeled 'Instructions for first login' which is highlighted with a yellow border. At the bottom of the form are two buttons: 'Create' and 'Close'.

2. An extended warning is shown when sub-organisations are to be deleted.



The screenshot shows a 'Delete organisation' dialog box. It asks 'Do you want to delete 'CE3'?'. Below the question, it says 'Please note that:' followed by two bullet points: '- all users connected to the organisation will also be deleted' and '- all ICSRs delegated to the organisation will now be delegated to National Centre'. At the bottom right, there are two buttons: 'Yes' and 'No'.

If you have any questions or comments, please contact vigibase@who-umc.org